

# ECOLINE

## Wall / Window axial fans



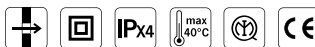
**ECO GF** - Fixed grille



**ECO A** - Automatic



**ECO GG** - Gravity shutter



MODELS	PROTECTION	m <sup>3</sup> /h	l/s	dB(A)*	Pa	W
ECO 100 GF	IPX4	90	25	39	27	11
ECO 120 GF	IPX4	170	47	42	40	15
ECO 150 GF	IPX4	320	89	49	70	25
ECO 100 GG	IPX4	80	22	39	27	11
ECO 120 GG	IPX4	155	43	42	40	15
ECO 150 GG	IPX4	290	81	49	70	25
ECO 100 A	IPX4	90	25	39	27	13
ECO 120 A	IPX4	170	47	42	40	15
ECO 150 A	IPX4	320	89	49	70	25

\*Lp(A) measured at 3m in open field 230V-50Hz.

- Wide range: 27 models all suitable for wall, window and ceiling installation
- Low energy consumption and high performance for a quick and efficient extraction of stale air.

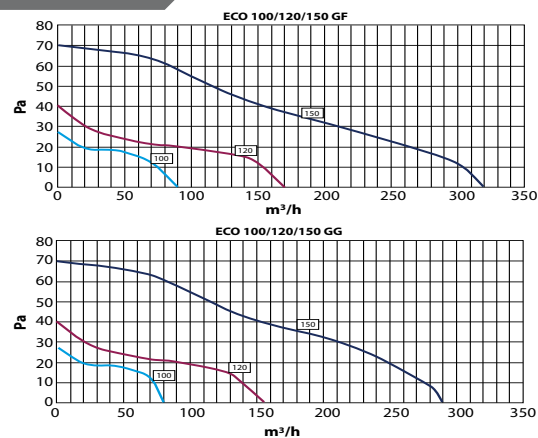
### VERSIONS

- Standard
- Integral adjustable timer
- MHT humidity control
- Pull cord switch
- 2 speed
- SELV version (12V a.c.) - GG and GF models only

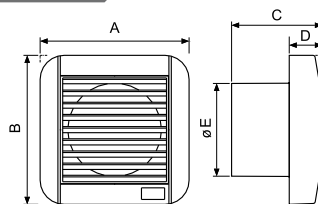
### ACCESSORY

- Kit for window installation

### CURVE



### DIMENSIONS



MODELS	A	B	C	D	ØE	Kg
ECO 100 GF	155	155	92	35	97	0,5
ECO 120 GF	180	180	121	51	119	0,8
ECO 150 GF	209	209	137	52	149	1,2
ECO 100 GG	155	155	92	35	97	0,5
ECO 120 GG	180	180	121	51	119	0,8
ECO 150 GG	209	209	137	52	149	1,2
ECO 100 A	155	155	101	44	97	0,6
ECO 120 A	180	180	121	51	119	0,8
ECO 150 A	209	209	137	52	149	1,2